



# Bullet Journaling for Quilters

Amanda Conger

Rocket City Modern Quilt Guild

# What Is Bullet Journaling?

- Notebook
- Numbered pages
- Index

## What Supplies Does It Require?

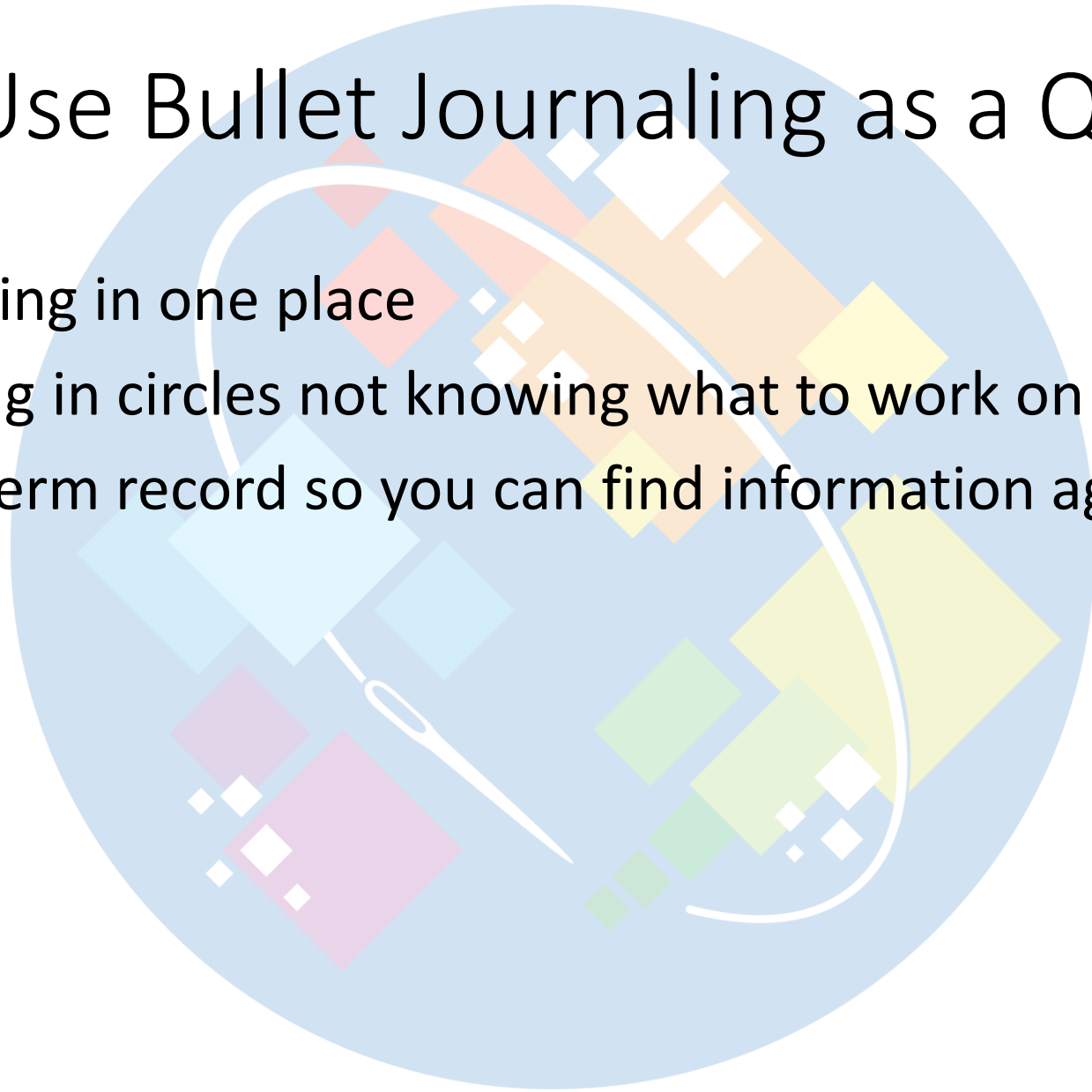
- Notebook (Lechtturm1917, B5 size with dotted pages)
- Writing implement (Foray Advanced Ink Ballpoint)
- Correction tape, colored pens, highlighters, etc are optional.

# Bullet Journaling is FLEXIBLE and FORGIVING

- No “right” way to bullet journal
- YOU get to determine the best structure for you
- Give yourself permission to experiment...and if it’s not working...stop!
- If you pause, you can pick right back up where you left off, no need to “waste” the notebook or have empty pages

# Why Use Bullet Journaling as a Quilter?

- Keep everything in one place
- Avoid spinning in circles not knowing what to work on
- Have a long term record so you can find information again years later



# What to use Bullet Journaling for?

- Set and track goals and projects
- Track ideas / inspiration
- Keep color/fabric samples
- Plan projects
- Keep up with deadlines / monitor progress
- Plan / coordinate multiple projects
- Track swaps or other online activities
- Keep notes from guild meetings, speakers, workshops, etc.
- Keep lists of books to buy, good online resources, etc
- **Whatever YOU find useful**

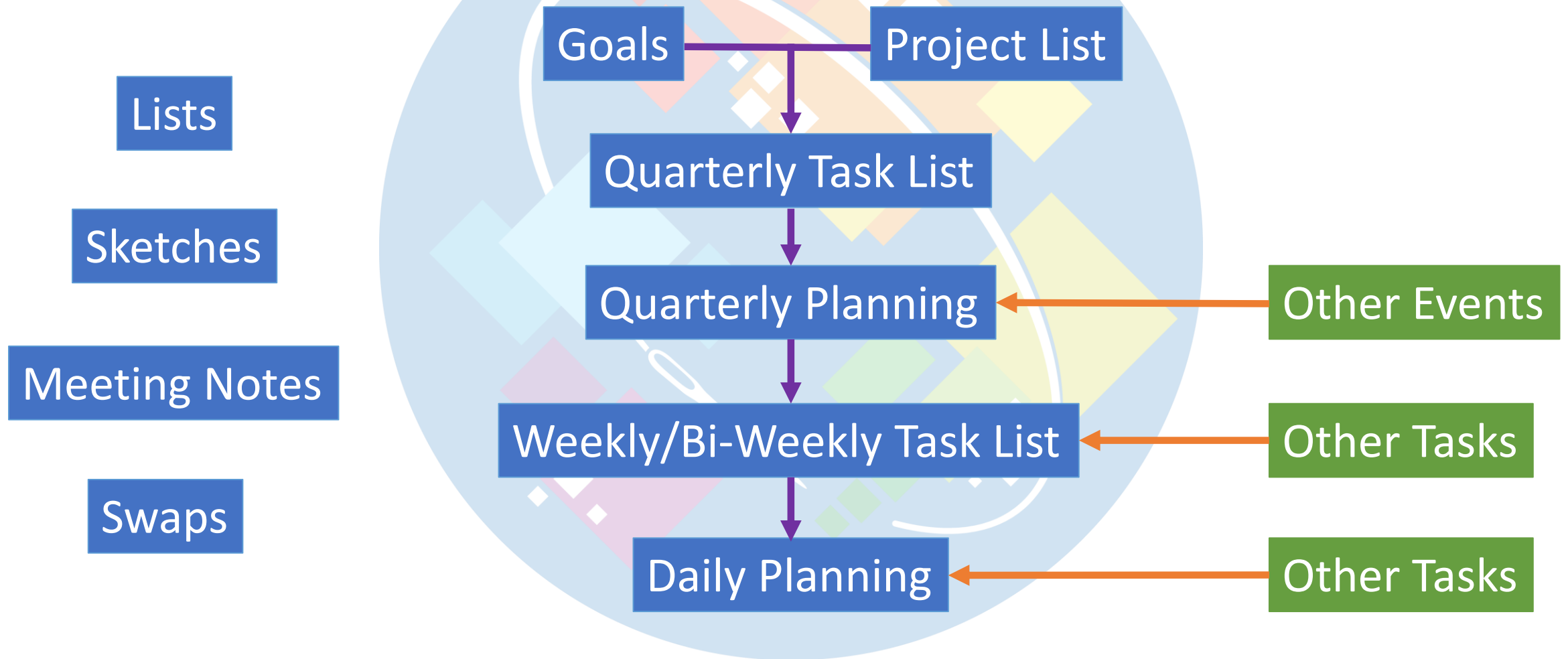
# How I Use my Bullet Journal

- Pages/lists as “buckets” to capture information
- Schedule/planning to cross check “buckets” to identify and proactively solve conflicts
- Parking spot for meeting notes, sketches, etc

# How I Don't Use my Bullet Journal

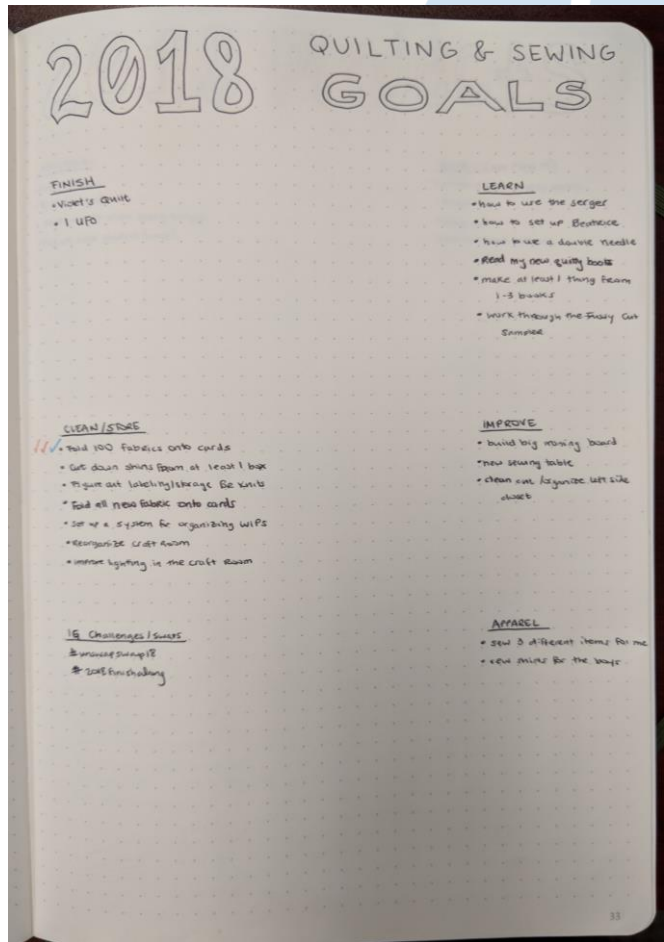
- Calendar
- Routine shopping Lists
- Journal/Scrapbook
- Immediate planning

# How I Structure my Bullet Journal

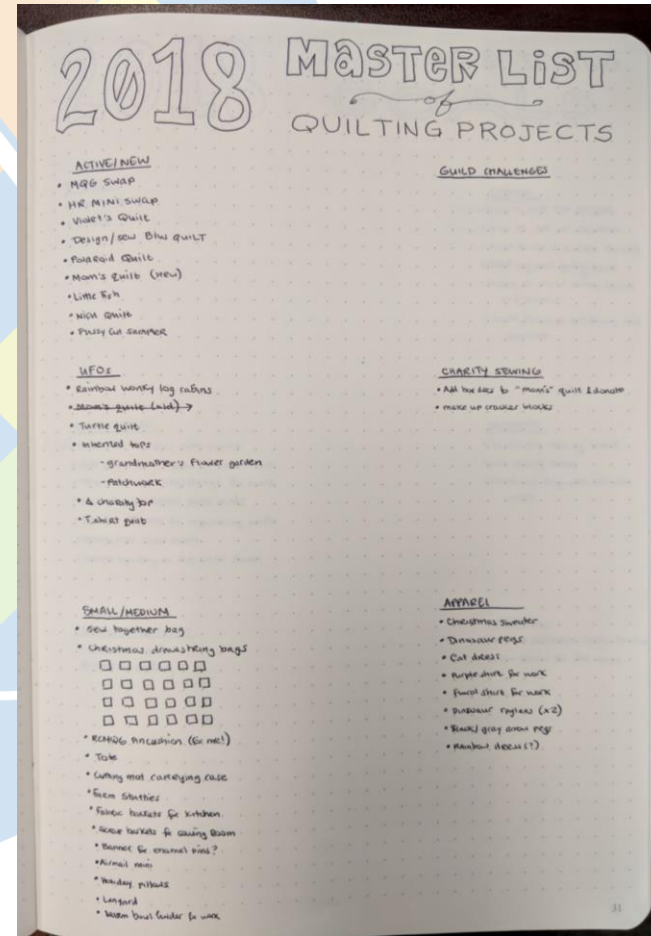


# Examples

- Goals



- Master List of Projects





# Examples

- Quarterly Task List (pg 1)

- Quarterly Planning (pg 3)

*Quilting Projects* OCT 2017

**Challenge Substitution - Postage Stamp - Due 11/1**

- Add a handkerchief
- Pin edger
- Mini book
- Book & book (book)
- Quilt
- Bind

**CHRISTMAS IN JULY - Due 11/1**

- Mini pouch
- Mini fabric
- Mini
- Book - Postage Stamp
- Bind

**SCAM CHALLENGE - Due 11/1**

- Book Quilting

**USE PIECE - Goal 10/31**

- Mini pouch
- Mini fabric
- Mini
- Book - Postage Stamp
- Bind

**BRITISH SEWING - Goal 12/15**

- Mini pouch
- Mini fabric
- Mini
- Book - Postage Stamp
- Bind

**PROVISIONS - Goal 12/15**

- Mini pouch
- Mini fabric
- Mini
- Book - Postage Stamp
- Bind

**SEW TOGETHER BAG**

- Zipper
- Pocket
- Outer
- Main Zipper
- Binding

**COSMETIC BLOCKS - Goal 12/15**

- 2 x Jani's Ladder
- Complete the rest of smaller blocks
- 1 x Round Robin

**VIOLET'S DOLL**

- Mini pouch
- Mini fabric
- Mini
- Book - Postage Stamp
- Bind

**BE COMES**

- Mini pouch
- Mini fabric
- Mini
- Book - Postage Stamp
- Bind

**NICKI QUIREZ - Goal 12/15**

- Mini pouch
- Mini fabric
- Mini
- Book - Postage Stamp
- Bind

**PLAID QUILT**

- Mini pouch
- Mini fabric
- Mini
- Book - Postage Stamp
- Bind

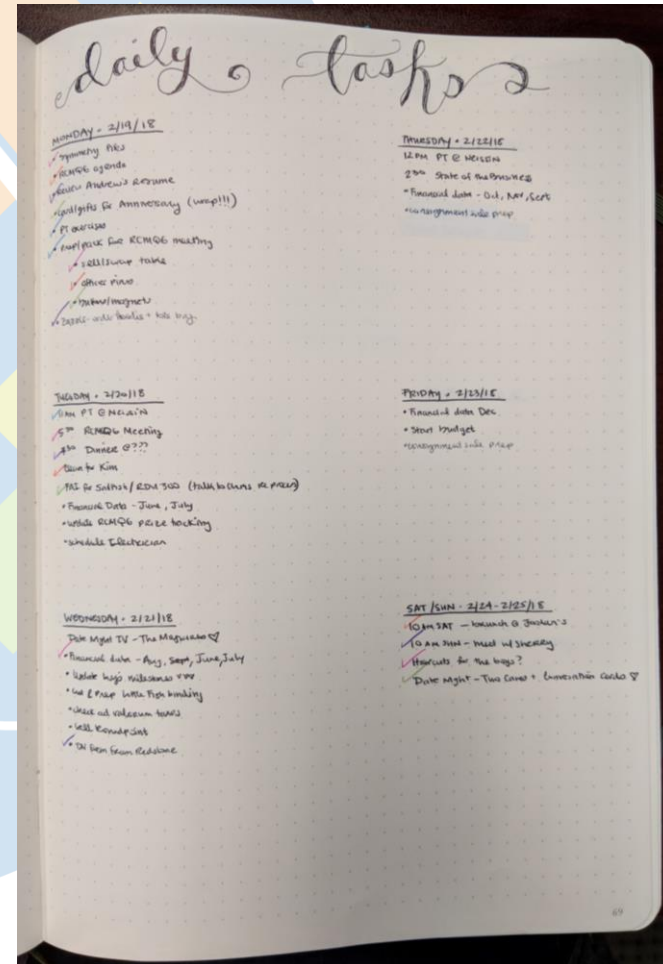
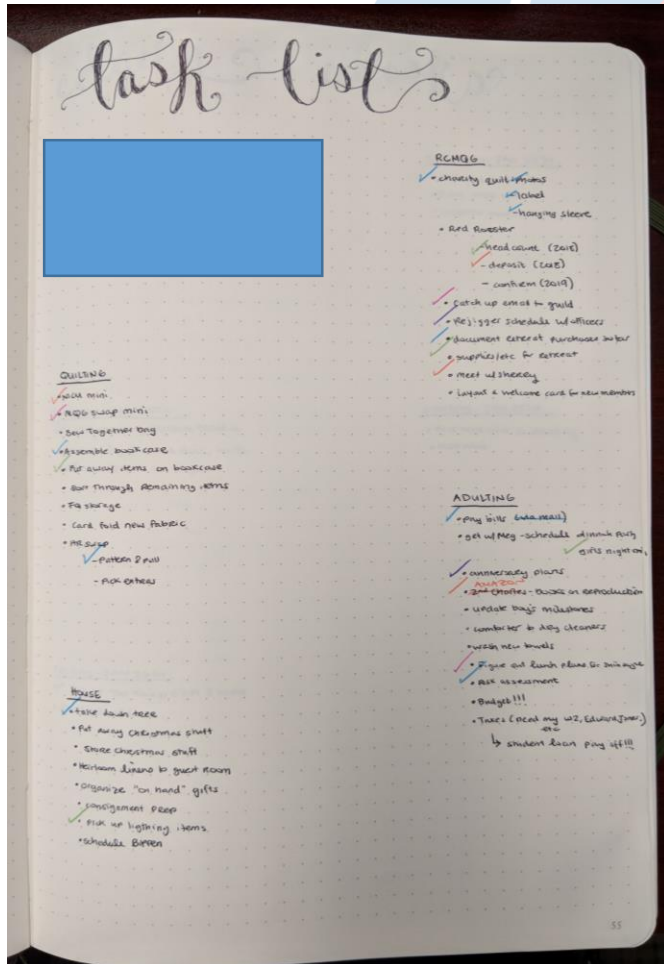
**2017** *FOURTH QUARTER planning*

	MONDAY	TUESDAY	WEDNESDAY	THURSDAY	FRIDAY	SATURDAY	SUNDAY
Oct 2-8	A	Learn to Sew	DATE NIGHT	A	ABEND BGM	SWIM LESSON SS - PMQA	A
Oct 9-15		RENDEZVOUS	DATE NIGHT	SWIM LESSON	HOST BGM	9:30-11:00 PMQA	A
Oct 16-22	A	Learn to Sew	DATE NIGHT	SWIM LESSON	DATE NIGHT	1-4 LONGMILL TRUCK TEST	TAZI!
Oct 23-29	A	A	DATE NIGHT		HOST BGM	SS - Ballroom class	A
Oct 30-Nov 5	A/B	A	DATE NIGHT	DATE NIGHT		SS - Ballroom class	A
Nov 6-12	A/B	A	DATE NIGHT	B	HOST BGM	B	B
Nov 13-19	A	Learn to Sew	DATE NIGHT	B	B	2nd Anniversary SS - Ballroom class	D
Nov 20-26	B		DATE NIGHT		HOST BGM	SS - Ballroom class	
Nov 27-Dec 3		Learn to Sew	DATE NIGHT			C	10 - Planning meeting
Dec 4-10	Learn to Sew	Learn to Sew	DATE NIGHT		HOST BGM	2nd Anniversary	
Dec 11-17	Learn to Sew	Learn to Sew	DATE NIGHT		HOST BGM		
Dec 18-24			DATE NIGHT		HOST BGM		
Dec 25-31							

# Examples

- Weekly (Bi-Weekly) Task List

- Daily Planning

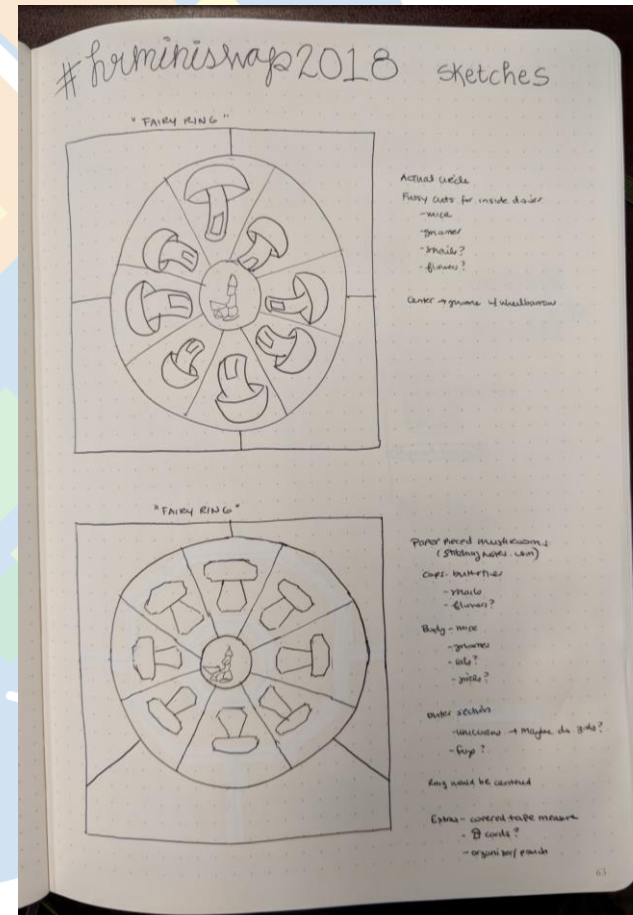


# Examples

- Lists

- Books you want to read
- Books you already own
- Notions to purchase
- Instagram hashtags to use
- Charities to support
- Fabric lines to look up
- Patterns/pattern makers to try

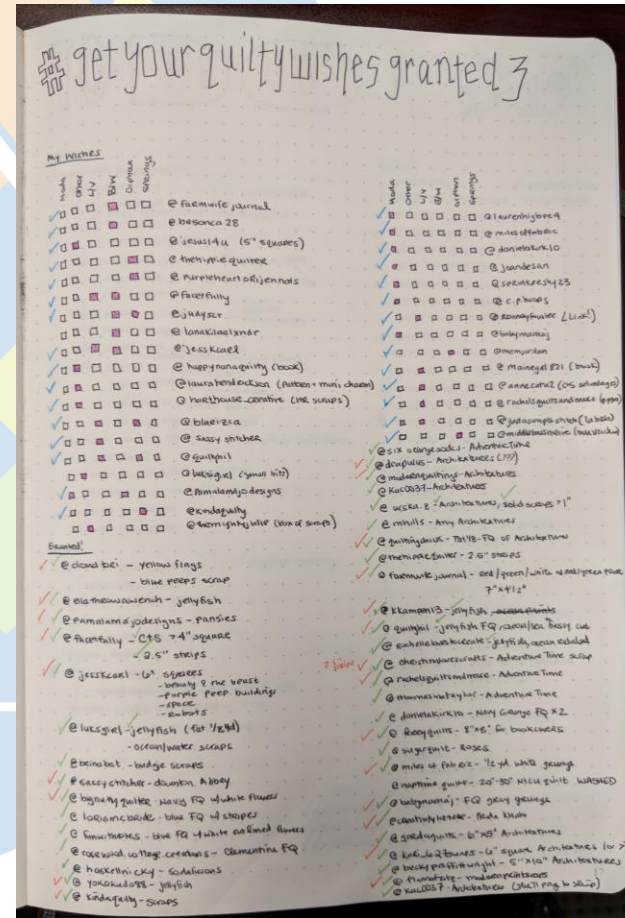
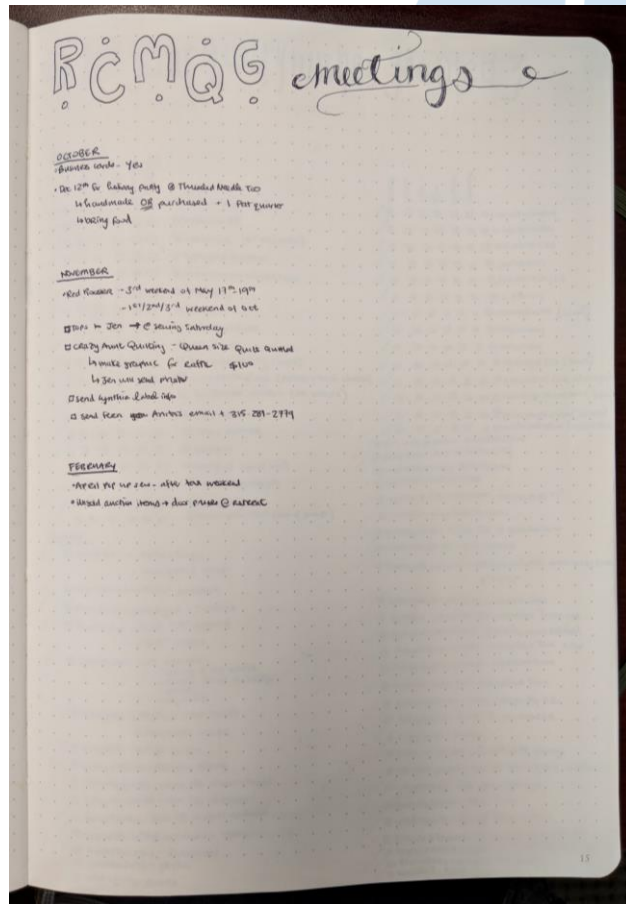
- Sketches (pg 63)



# Examples

- Meeting Notes (pg 15)

- Swaps (pg 17)





Questions?