



# Scrap Organization

# Strategies

Color

Size


Precuts

Chaos



# According to Guild Members

Keep almost all scraps  
Sort by Color  
No Smaller than 1”

 Rocket City Modern Quilt Guild created a poll. April 8 at 12:09 PM · 🌐

Do you prefer to sort your scrap by size or color?

Added by Rocket City Modern Quilt Guild  
I keep colors together in all sizes  
6 votes

Added by Rocket City Modern Quilt Guild  
Sizes first maybe sorted into colors within that size  
3 votes

 Rocket City Modern Quilt Guild created a poll. March 30 at 10:05 AM · 🌐

Do you keep random scraps do you you precut them down?

Added by Rocket City Modern Quilt Guild  
I keep every shape  
11 votes

Added by Rocket City Modern Quilt Guild  
I like to square up my scraps  
4 votes

Added by Rocket City Modern Quilt Guild  
I keep squares and HST but not random shapes  
2 votes

Added by Diane Lyles  
I cut them into strips  
1 vote

 Rocket City Modern Quilt Guild created a poll. March 30 at 10:03 AM · 🌐

What is the smallest size scrap you keep?

Added by Charlene Waggoner  
It depends on how much I love the fabric  
7 votes


Added by Rocket City Modern Quilt Guild  
1x1inch  
5 votes

Added by Rocket City Modern Quilt Guild  
2.5x2.5 inches  
4 votes

Added by Rocket City Modern Quilt Guild  
5x5 inches  
0 votes

Added by Rocket City Modern Quilt Guild  
10x10 inches  
0 votes

# Storage Solutions



# Bee in my Bonnet

Matching Strips  
and Squares  
1.5", 2.5", and 3.5"

Bonus Quilts



# Pat Sloan

Cut All Scraps down to predetermined sizes

2.5" strips & squares

5" Squares

10" Squares



# File Folders from Geeky Bobbin


“What if the pattern calls for 6” Squares, and I have a bin of 5” squares?”

Keeps “Tiny Scraps” in colorful baskets

Anything Less than a Fat 8th on File Folders



# Got Scraps? Make Quilts!





# Scrap Quilt Patterns

<https://quilt.com/scrap-quilt-patterns/>

<https://suzyquilts.com/free-scrap-quilt-patterns/>

# Shopping Links

<https://www.amazon.com/Seedling-Quilts-English-Appliqu%C3%A9-Inspired/dp/6059192718>

<https://www.amazon.com/Quilting-Little-Things-something-wonderful/dp/1440318476>

<https://www.amazon.com/Scraps-Inc-Vol-Block-Based-Designs/dp/1940655048>

[https://www.amazon.com/Oh-Scrap-Fabulous-Quilts-Stash/dp/1604688947/ref=pd\\_lpo\\_14\\_t\\_2/144-81351-42-4429931?encoding=UTF8&pd\\_rd\\_i=1604688947&pd\\_rd\\_r=6636363b-b7bd-4e88-b6a8-22b467697bc3&pd\\_rd\\_w=iKE1D&pd\\_rd\\_wg=sV9zy&pf\\_rd\\_p=337be819-13af-4fb9-8b3e-a5291c097ebb&pf\\_rd\\_r=V2RXM7V1AHTD73PV9EH8&pvc=1&refRID=V2RXM7V1AHTD73PV9EH8](https://www.amazon.com/Oh-Scrap-Fabulous-Quilts-Stash/dp/1604688947/ref=pd_lpo_14_t_2/144-81351-42-4429931?encoding=UTF8&pd_rd_i=1604688947&pd_rd_r=6636363b-b7bd-4e88-b6a8-22b467697bc3&pd_rd_w=iKE1D&pd_rd_wg=sV9zy&pf_rd_p=337be819-13af-4fb9-8b3e-a5291c097ebb&pf_rd_r=V2RXM7V1AHTD73PV9EH8&pvc=1&refRID=V2RXM7V1AHTD73PV9EH8)

# Resources

<https://geekybobbins.com/fabric-scrap-storage/>

<https://blog.patsloan.com/2019/11/fabric-organization-how-to-think-about-scraps.html>

<https://beeinmybonnetco.blogspot.com/2013/08/from-my-quilty-studiohow-i-save-my.html>

<https://runningstitchquilts.com/blogs/news/how-i-store-and-manage-my-fabric-scraps>

<https://www.incolororder.com/2020/05/tips-for-organizing-and-storing-fabric.html>